2017

□

□

.....4

.....5

.....9

.....11

.....34

.....51

.....58

.....59

.....65

.....67

.....68

.....149

		2017
		2017 12 31
		2016
Cr3+		
Cr6+		
		Na2SO4 · 10H2O
/		Na2SO4
		Na2S
		29,270
		= *

		1-
t/a		/
mg/m3		/
COD		

		1 15 1504
		( ) 1198 28
		2016 9 13 -2018 12 31

	2017	2016	(%)	2015
	1,185,479,724.91	874,507,735.60	35.56	776,352,338.97
	100,128,429.42	79,660,844.28	25.69	62,488,175.43
	95,138,220.75	75,102,717.26	26.68	58,691,683.38
	-16,860,590.39	107,940,173.14	-115.62	63,206,585.18
	2017	2016	%	2015
	1,118,502,671.67	1,044,947,501.41	7.04	663,774,619.17
	1,226,494,173.71	1,147,948,646.40	6.84	963,193,254.19

( )

	2017	2016	(%)	2015

	0.46	0.45	2.22	0.38
	0.46	0.45	2.22	0.38
	0.43	0.42	2.38	0.36
%	9.26	10.23	0.97	9.90
%	8.80	9.64	0.84	9.30

□

□

□

□

2017

□

□

	2017		2016	2015
	396,250.59		-18,562.81	-843,702.47
	3,937,200.03		6,430,443.33	5,827,940.00

	2,437,660.20			

□

“

”

1

2

□

5

2017

12 2017 3 2 1

33 20 12

7 1 “ ” 2017

2017

2017

2017 6S

“ ”

2017 11.85 35.56%

1.00 25.69% 0.46 2017 12.26

6.84% 11.19 7.04%

9.26%

25.69%

(1).

			%	%	%	%
	1,181,829,780.48	890,525,248.17	24.65	35.92	45.70	5.06

			%	%	%	%
	161,002,573.98	139,569,773.99	13.31	-11.35	12.88	18.61
	350,986,974.32	250,228,067.19	28.71	17.49	26.71	5.19
	378,093,220.01	271,702,991.12	28.14	58.77	68.74	4.25
	23,795,551.54	25,600,262.22	-7.58	-9.41	17.71	24.78
	267,951,460.63	203,424,153.65	24.08	114.77	89.57	10.09
	1,181,829,780.48	890,525,248.17	24.65	35.92	45.70	5.06

			%	%	%	%
	1,121,298,342.98	847,979,162.27	24.38	37.25	48.66	5.80
	60,531,437.50	42,546,085.90	29.71	15.19	4.35	7.30
	1,181,829,780.48	890,525,248.17	24.65	35.92	45.70	5.06

□

(2).

√ □

				%	%	%
	1.85	1.97	0.04	-27.01	-20.89	-77.33
	2.03	2.03	0.09	-1.70	-6.18	48.35
	1.67	1.63	0.07	38.11	28.26	110.66
	0.77	0.59	0.30	24.16	-10.17	146.26

(3).

			(%)		(%)	(%)	
		493,933,664.25	55.46	286,858,402.42	46.93	72.19	
		58,056,267.89	6.52	53,980,838.91	8.83	7.55	
		82,272,402.13	9.24	54,090,285.60	8.86	52.10	
		58,684,061.10	6.59	52,519,470.07	8.59	11.74	,
		197,578,852.80	22.19	163,747,983.17	26.79	20.66	
		890,525,248.17	100	611,196,980.17	100	45.70	

			(%)		(%)	(%)	
		93,607,163.35	67.07	72,527,300.66	58.66	29.06	
		5,331,106.57	3.82	6,447,160.52	5.21	-17.31	
		11,621,565.27	8.33	9,343,771.70	7.56	24.38	
		7,944,879.37	5.69	9,658,155.88	7.81	-17.74	
		21,065,059.43	15.09	25,664,132.67	20.76	-17.92	
		139,569,773.99	100	123,640,521.43	100	12.88	
		151,939,887.37	60.72	105,071,333.19	53.21	44.61	
		11,799,755.22	4.72	15,518,947.06	7.86	-23.97	
		20,929,928.35	8.36	16,214,658.58	8.21	29.08	
		14,317,000.92	5.72	15,461,499.61	7.83	-7.40	
		51,241,495.33	20.48	45,211,298.67	22.89	13.34	
		250,228,067.19	100	197,477,737.11	100	26.71	
		160,832,481.03	59.2	82,908,894.04	51.49	93.99	,
		15,600,914.13	5.74	10,818,367.44	6.72	44.21	
		29,164,787.81	10.73	16,677,128.57	10.36	74.88	
		16,781,747.31	6.18	13,085,847.70	8.13	28.24	
		49,323,060.84	18.15	37,529,851.38	23.3	31.42	
		271,702,991.12	100	161,020,089.13	100	68.74	
		13,693,010.20	53.48	9,915,939.35	45.59	38.09	,

		2,094,153.39	8.18	2,659,154.97	12.23	-21.25	
		1,694,324.28	6.62	1,156,209.32	5.32	46.54	
		1,676,396.02	6.55	1,582,716.17	7.28	5.92	
		6,442,378.33	25.17	6,434,673.08	29.58	0.12	
		25,600,262.22	100	21,748,692.89	100	17.71	
		73,861,122.30	36.31	16,434,935.18	15.32	349.42	
		23,230,338.58	11.42	18,537,208.92	17.27	25.32	
		18,861,796.42	9.27	10,698,517.43	9.97	76.30	
		17,964,037.48	8.83	12,731,250.71	11.86	41.10	
		69,506,858.87	34.17	48,908,027.37	45.58	42.12	
		203,424,153.65	100	107,309,939.61	100	89.57	

□

(4).

□

2.

□

				(%)
	44,336,073.71	34,838,092.80	9,497,980.91	27.26
	122,448,892.45	120,353,948.44	2,094,944.01	1.74
	4,158,868.18	9,868,984.69	-5,710,116.51	-57.86

3.

□

	38,696,038.34
	0

	38,696,038.34
%	3.26
	213
%	14.90
%	0

□

“ ” “ ”

“ ” “ ”

4.

□

				(%)
	-16,860,590.39	107,940,173.14	-124,800,763.53	-115.62
	92,713,087.54	-213,265,538.10	305,978,625.64	143.47
	-47,783,385.40	102,241,115.14	-150,024,500.54	-146.74

( )

□

( )

□

1.

		%		%	%	
	74,658,476.49	6.09	45,370,739.01	3.95	64.55	
	228,359,615.64	18.62	108,050,451.88	9.41	111.35	
	120,948,140.03	9.86	63,104,298.63	5.50	91.66	
	23,984,484.48	1.96	40,461,963.83	3.52	-40.72	
	2,231,692.99	0.18	3,758,901.35	0.33		

	5,159,333.34	0.42	2,715,575.63	0.24	89.99	
			20,396,336.36	1.78		
	52,291,312.17	4.26	38,340,266.40	3.34	36.39	
	13,397,974.17	1.09	8,579,219.27	0.75	56.17	2017
	12,999,930.14	1.06	6,870,202.51	0.60	89.22	
	5,314,456.67	0.43	7,907,715.80	0.69	-32.79	
	1,049,578.24	0.09	400,000.00	0.03	162.39	

2.

□

3.

□

( )

□

2012

GB/T4754-2011 “ ” “ ” “ ”

1

(1).

□

2017 4 21

2017 10 12

2016-2020 [2017]142

2017 12 5

[2017]2105

2011

(2).

□

2.1

1,000 3,800 [1]

[1]



“ ”

“ ”

2017 30

2017 9 3.3 t/a 5 t/a
3 8.7 t/a

“ ”

2.2

“

”

2017

2

(1).

□

“

” “ ”

□

(2).

□

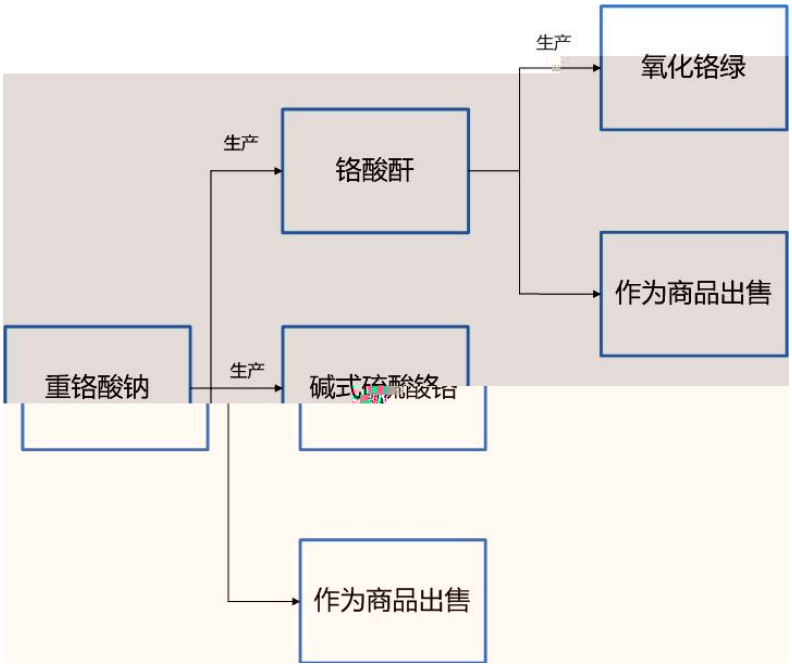

(3).

□

3.1

“ ” “ ”

3.2

3.3

(4).

□

4.1

2017

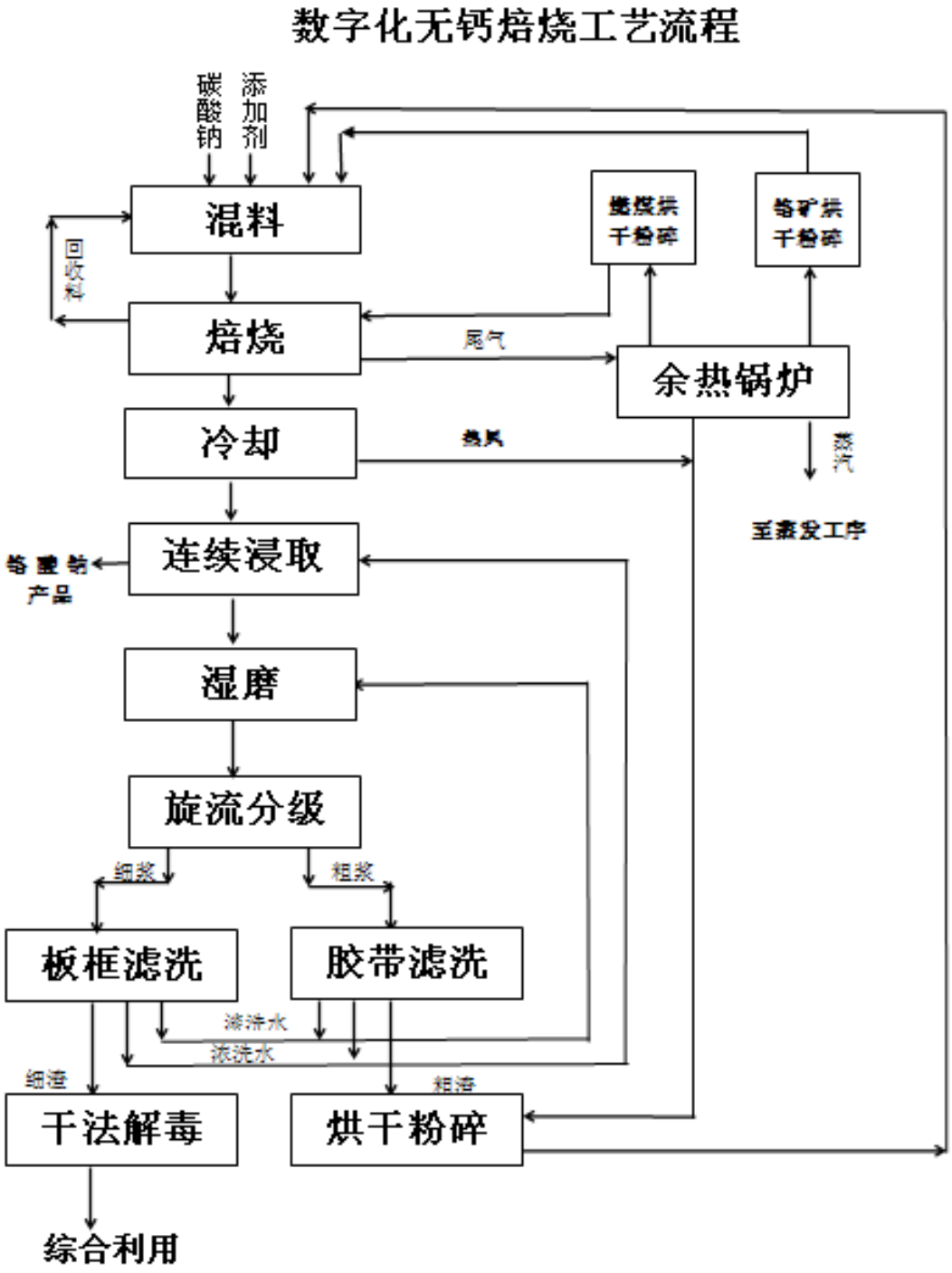
数字化无钙焙烧工艺流程
碳酸钠
添加剂
混料
回收料
焙烧
尾气
余热锅炉
冷却
蒸汽
至蒸发工序
连续浸取
湿磨
旋流分级
细浆
粗浆
板框滤洗
胶带滤洗
滤洗水
浓洗水
细渣
粗渣
干法解毒
烘干粉碎
综合利用

4.2

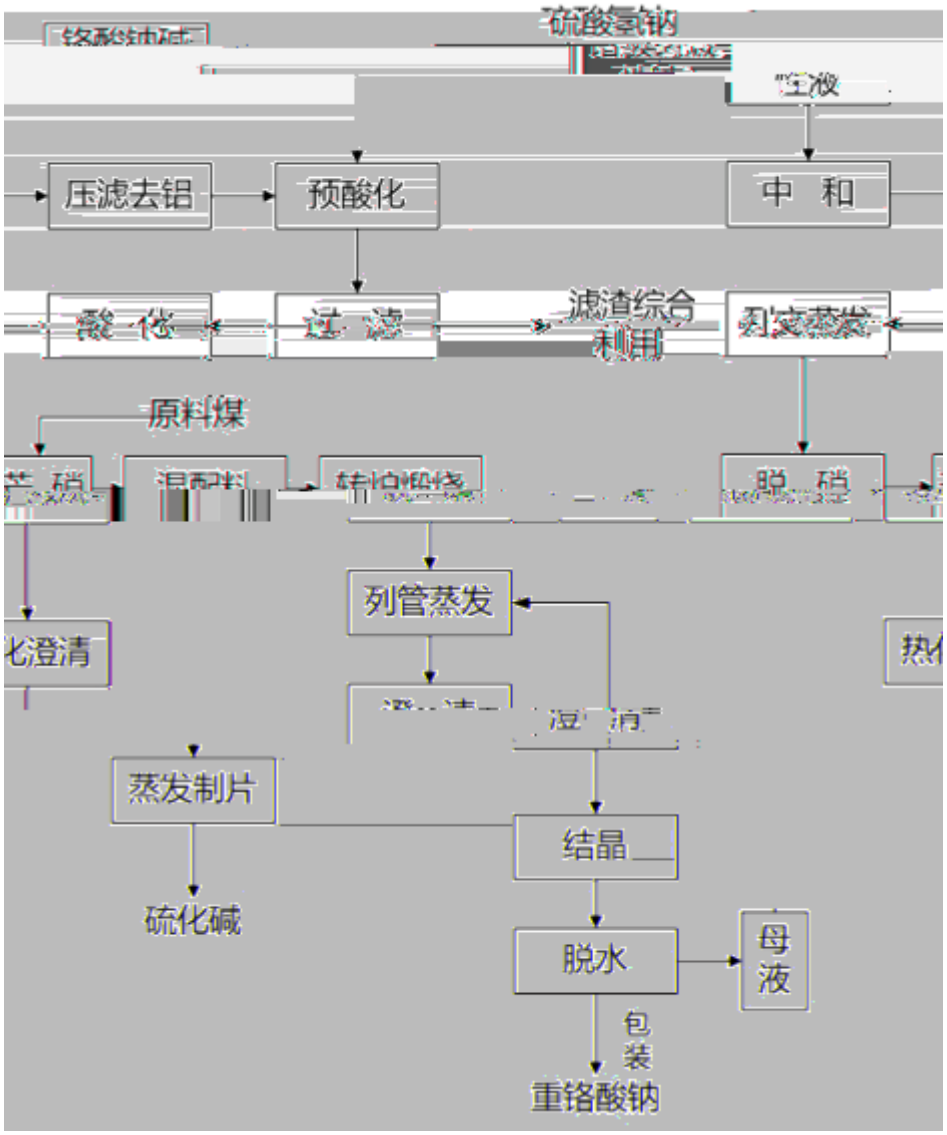
硫酸氢钠
压滤去铝
预酸化
中 和
滤渣综合利用
原料煤
脱 硝
列管蒸发
蒸发制片
结晶
硫化碱
脱水
母液
包装
重铬酸钠

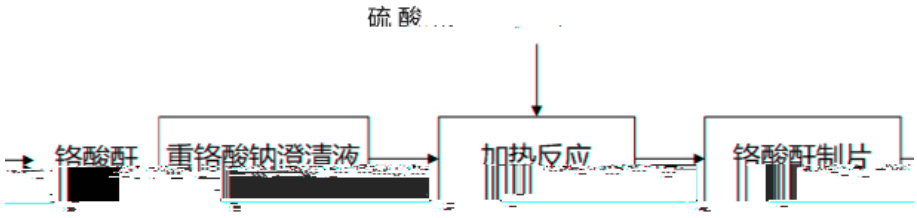
硫酸
铬酸酐
重铬酸钠澄清液
加热反应
铬酸酐制片

(5).

□

□

□

□

3

(1).

□

(2).

□

□

4

(1).

□

“

” “ ” “3 ”

(2).

□

□

2.1

= ×

5

(1).

□

(2).

□

□

(3).

□

( )

1

√ □

(1)

√ □

(2)

□

(3)

□

( )

□

( )

□

( )

□

( )

□

1

2017 827,122

6.9% 279,997 6.6% 2017

25,974 7.3% 18,322

5.4%[2]

2

2012 2

“ 2013 ” “

” “ ”

“ ”

3

—— “ ”

“ ”

“ ”

4

“ ”

2

( )

□

“ ”

“ ”

“ ” “

”

1

2018 “ ”

2

3

4

( )

□

2018

2018

2

3

1

2

( )

□

□

□

	10	10 ( )	10			

						(%)
2017	0	1.38	4	30,360,000.00	100,128,429.42	30.32
2016	-	1.09	-	23,980,000.03	79,660,844.28	30.10
2015	-	-	-	-	62,488,175.43	-

□

□

□

□ □

□

“ ”

□

√ □

			—		—
					—

□ **á S7dñ–lQ! H € cv@ v *ü**

□

351 0 0 1 121.58 330.53 Tm 2 Tr 01449 359TJ 1 0 0T

□

( )
□

( )
□

□

□

□

□

□

( )
□
( )

□

□

□

□

1

□

2

√ □

		2017	2017
		550.00	401.84
		330.00	196.11

3

□

( )

1

□

2

□

3

□

4

□

1

□

2

□

3

□

1

□

2

□

3

□

□

( )

1

□

2

□

3

□

( )

□

( )

1

(1).

□

√ □

(2).

□

								2.75						
								2.8						
								2.8						
								2.95						
								2.8						
								2.95						
								4.3						
								4.65						

											15,500.00			

□

(3).

□

2

(1).

□

□

(2).

□

□

(3).

□

3

□

( )

□

□

( )

□

( )

□

( )

1.

□

噪声检测点
废气排放口
综合利用车间
噪声检测点
总排水口
煤场
焙烧厂房
原料加工
产品库房
风险备用池
办公区
原料库房
废气排放口
解毒厂房
产品制造厂房
风险应急池
铬渣堆场
噪声检测点
噪声检车点

	φ							

2017 11,757,501.59 520,911.29

9,611,026.21

1,625,564.09

2017

	2017
	520,911.29
	9,611,026.21
	1,625,564.09
	11,757,501.59

2.

□

3.

□

（ ）

□

□

□

□

□

□

□

1

5,560,500	5,560,500	0	0

( )

□

( )	23,485
( )	21,998

□

1					

□

1

□

2

□

3

□

4

□

5

□



1

□

2

□

10	

3

□

4

□

5

□



6

□

□

□

□

□

□

	( )										
			55	2015-3-18	2018-3-17	108,850,500	108,850,500	0		54.93	
			55	2015-3-18	2018-3-17	3,267,000	2,472,800	-794,200		49.46	
			60	2015-3-18	2018-3-17	5,923,500	4,447,600	-1,475,900		38.54	
			37	2015-3-18	2018-3-17	0	0	0		33.62	
			50	2015-3-18	2018-3-17	1,485,000	1,485,000	0		37.69	
			50	2015-3-18	2018-3-17	1,485,000	1,485,000	0		43.67	
			50	2015-3-18	2018-3-17	0	0	0		6.00	
			54	2015-3-18	2018-3-17	0	0	0		6.00	
			62	2015-3-18	2018-3-17	0	0	0		6.00	
			51	2017-5-16	2018-3-17	1,336,500	1,285,500	-51,000		30.96	
			49	2015-3-18	2018-3-17	148,500	146,900	-1,600		30.40	

			38	2015-3-18	2018-3-17	0	0	0		21.25	
			50	2015-3-18	2018-3-17	1,485,000	1,142,800	-342,200		35.46	

	1967 4
	1969 3
	1980 7
	1968 9
	1961 9
	1970 7

□

□

□

□

			2004	
			2006	
			2011 8	
			2014 1	
			2017 11	
			2011 8	2017 5
			2017 5	

			2002	
			2011 9	
			2010 6	
			2011 5	
			2013 8 29	
			2012 10 12	
			2016 11 15	
			2016 12 14	
			2015 10	2019 10

□

	534.66
	534.66

□

□

	1,254
	176
	1,430
	512
	1,084
	27
	213
	11
	77
	18
	1,430
	5
	85
	352
	988
	1,430

□

I

□

□

	55,712
	544,600.00

□

□

9 3

3 1

□

	2017 5 8	http://www.sse.com.cn	2017 5 9
	2017 10 17	http://www.sse.com.cn	2017 10 18

□

		6	6	0	0	0		2
		6	6	0	0	0		2
		6	6	0	0	0		2

□

□

□

□

□

□

□

□

□

□

□

“ ”			
“ ”			
“ ”			
“ ”			
“ ”			

“ ”

	[redacted]												

1.

□

“ ” “ ”

“ ”

2.

□

□

1.

2.

3.

□

4.

5.

□

6.

□

“ ”

“ ”

7.

□

8.

9.

□

“ ”

10.

□

“ ” “ ”

“ ”	50%
“ ”	12
	20% 6

11.

(1).

□

(2).

□

□

□

□

(3).

□

12.

□

13.

□

14.

□

15.

(2).

□

(3).

□

17.

□

18.

□

19.

□

20.

□

21.

(1).

□

23.

□

24.

(1)

□

(2)

□

(3)

□

(4)

□

29.

(1)

□

(2)

□

30.

□

31.

(1)

□

(2)

□

32.

□

“ ”

“ ”

33.

(1)

□

		( )
1.		3,237,200.03 3,930,443.33
2.		396,250.59 14,151.35 14,151.35

(2)

□

34.

□

1.

√ □

□

2.

□

——

3.

□

1

□

2

5

(1).

□

						66, 444, 316. 48				

□

□

□

□

(2).

□

(3).

□

(4).

□

(5).

□

(6).

□

□

6

(1).

□

(2).

□

□

7

(1).

□

(2).

□

□

8

(1).

□

(2). **1**

□

□

9

(1).

□

□

□

□

□

(2).

□

(3).

□

□

□

(4).

□

(5).

□

(6).

□

(7).

□

(8).

□

□

10

(1).

□

(2).

□

(3).

□

(4).

□

□

11

□

12

□

13

□

14

(1).

□

(2).

□

(3).

□

(4).

□

(5).

□

□

15

(1).

□

(2).

□

(3).

□

□

16

(1)

□

(2)

□

(3)

□

□

17

□

18

19

(1).

□

□

20

(1).

□

(2).

□

(3).

□

□

21

□

22

□

23

(1).

□

(2).

□

□

24

□

25

(1).

□

□

28

□

29 /

(1).

□

31

(1).

□

(2).

□

□

□

32

□

33

□

34

□

35

(1).

□

(2). **1**

□

□

36

(1).

□

(2). **1**

□

(3).

□

□

37

(1).

□

(2).

□

(3).

□

□

38

□

39

□

□

□

40

□

41

(1).

□

(2). **1**

□

□

42

□

43 1

□

44

□

□

□

45

(1).

□

□

46

(1).

□

(2).

□

(3).

□

(4).

□

□

□

□

47

(1)

□

48

□

49

□

50

□

51

√ □

6 ä Vp(ëò Vñ 1..c d$ 6 ä s´ 6 ä6vp1 0ä(1 ïtssnsB-ÄÏSäèNZÏ6 ä ÀÄSà-VÑÑ-06 ä ä Vb äR ”w•Ahã — (C {.Ìñ ï° p6 äR ”w•Ahåw

“ ”

□

52

□

53

□

54

(1)

□

(2)

□

□

□

55

□

56

□

57

□

58

□

60

□

61

□

62

□

63

□

64

□

65

□

66

□

69

□

√ □

□

70

□

71

(1)

□

(2)

□

□

72

□

73

(1).

□

(2).

□

(3).

□

(4).

□

(5).

□

(6).

□

74

(1)

□

52,957.01

(2)

□

(3)

□

(4)

□

(2).

□

78

□

79

1.

□

	454,500.00		454,500.00
	40,000.00		40,000.00
2016	40,000.00		40,000.00
	8,000.00		8,000.00
	4,000.00		4,000.00
	30,700.00		30,700.00

IPO	1,000,000.00		1,000,000.00
	1,577,200.00		

2.

□

—	300,000.00	2012

80

□

1

□

2

□

3

□

4

□

□

□ √

5

□

“ ”

6

□

1

(1).

□

(2).

□

(3).

□

(4).

□

(5).

□

□

2

□

3

□

4

□

5

□

6

□

□

1

□

2

□

3

□

4

□

5

□

6

□

7

□

8

□

9

□

1

□

2

□

“ ”

3

□

□

□

4

□

5

(1).

□

□

□

(2). / /

□

□

□

□

(3).

□

□

□

(4).

□

□

□

(5).

□

(6).

□

(7).

□

(8).

□

6

(1).

□

(2).

□

7

□

8

□

1

□

2

□

3

□

4

□

5

□

1

□

2

(1).

□

(2).

□

3

□

□

□

□

□

1

(1).

□

(2).

□

2

□

3

(1).

□

(2).

□

4

□

5

□

6

(1).

□

(2).

□ √

(3).

□

(4).

□

7

□

8

□

1

(1).

□

□

□

□

(2).

□

(3).

□

□

(4).

□

(5).

□

(6).

□

□

2

(1).

√ □

□

□

□

□

(2).

□

(3).

□

(4).

□

(5).

□

(6).

□

(7).

□

(8).

□

□

3

□

(1)

□

(2)

□

4

√ □

5

□

6

□

□

2

□

3

□

4

□

□